

Figure 6.1a Leo Circle Map

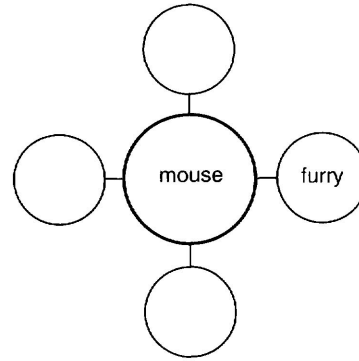


Figure 6.1b Mouse Bubble Map

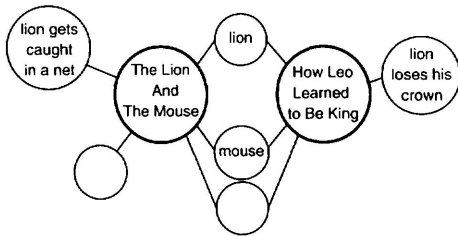


Figure 6.1c Comparing Two Books Using the Double Bubble Map

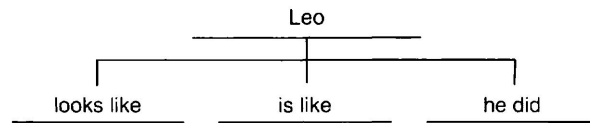


Figure 6.1d Leo Character Analysis Tree Map

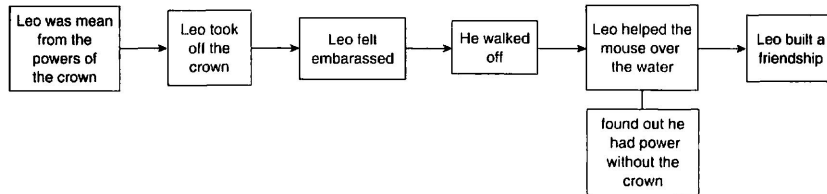


Figure 6.1e Leo Character Development Flow Map

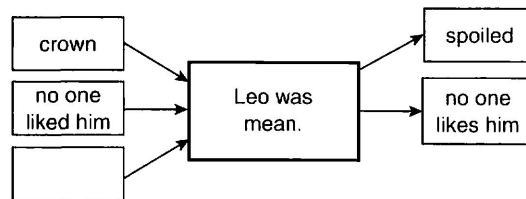


Figure 6.1f Cause of Leo's Being Mean Multi-Flow Map

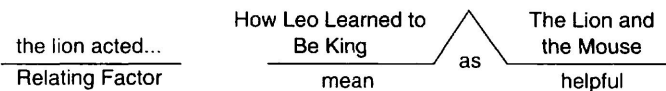


Figure 6.1g Bridging Qualities of Characters Across Text